







Materials

4 feet beading thread (B,D, or 6 lb)

Size 15/0 seed beads

colors A, B, C



Size 11/0 seed beads

colors D, E, F, G



Size 8/0 seed beads

colors H, I, J

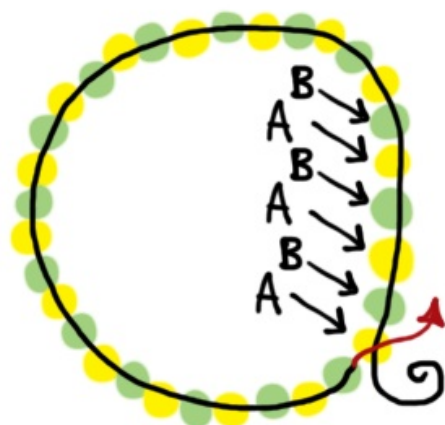


Beading needle, size 11



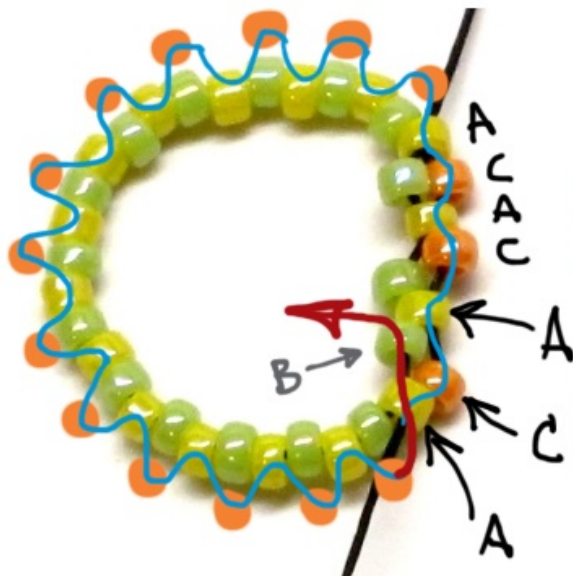
Created with Doceri





Start: Pick up 32 size 15/0 seed beads: $\underbrace{ABAB \dots AB}_{16 \text{ pairs}}$

Pass through the first bead to make a loop.
Center beads on thread.



1. Peyote stitch 15/0 C between 15/0 A.

2. Step up through B

Created with Doceri





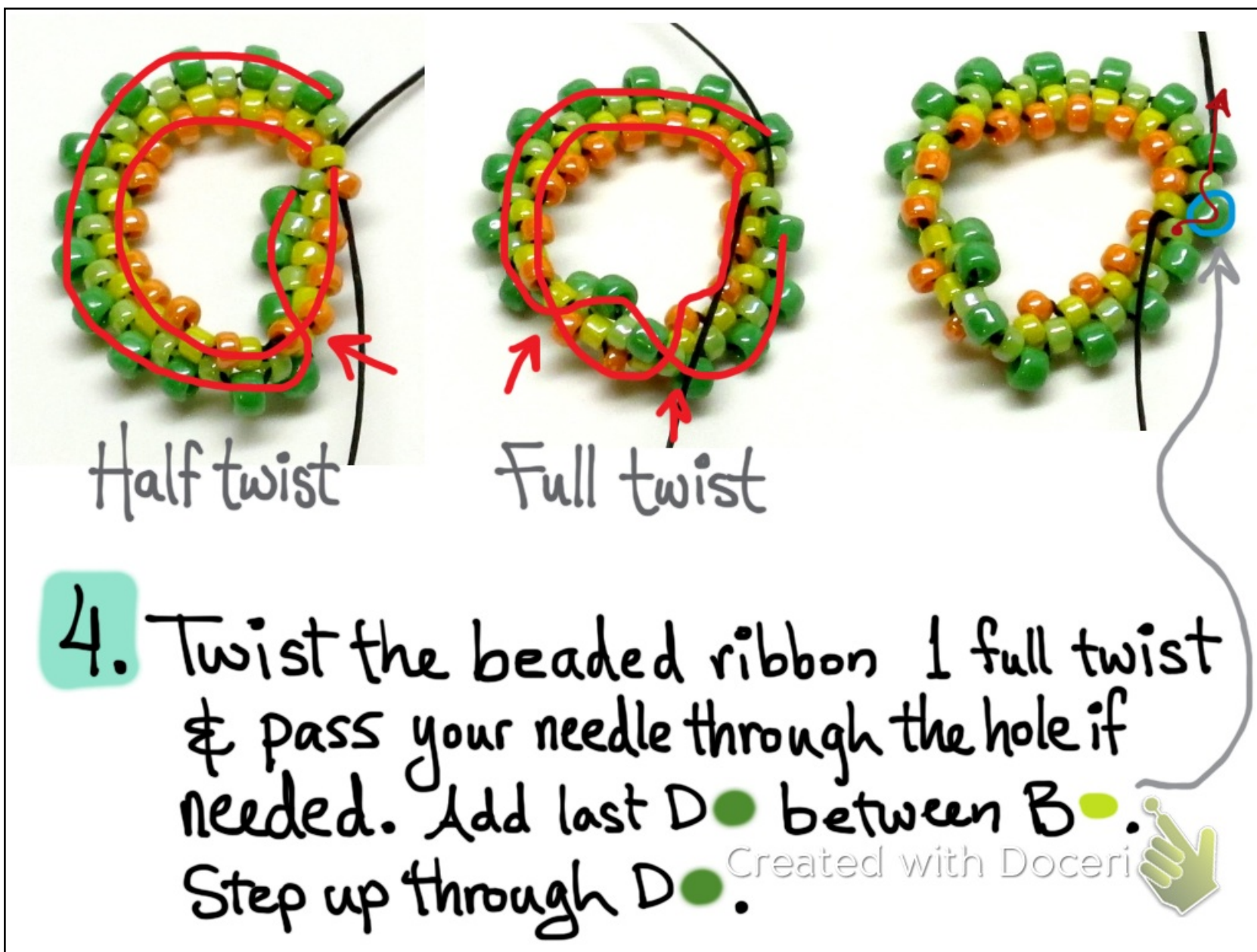
3. Peyote stitch:

Add 11/0 D ●
between 15/0 B ●.

Stop before last stitch.

Created with Doceri







5. Thread other end onto a needle & step up through 15/0 C.

Peyote stitch:

Add 11/0 E ● between 15/0 C ●.


Step up through 11/0 E ● at end of round.

Created with Doceri



6. Now Peyote stitch:

Add 11/0 F between 11/0 E. **Step up.**



Optional: 1 shared 8/0 J connected to H & I

7. Tighten last row on each edge. Tie off.

Created with Doceri



